



2025 Country profile

Fiji

World ranking

97 of 152 countries ▲ 4

Oceania ranking


8 of 15 countries ▲ 1

Western Pacific ranking

22 of 29 countries ▼ 1

2025
IUU
Score

2.14



2.75 2.00 2.17 1.90

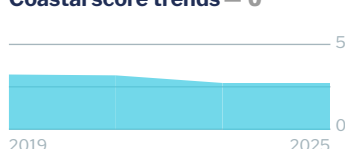
Coastal Flag Port General

IUU score trends

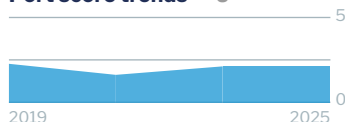
2023 - 2025 change — 0



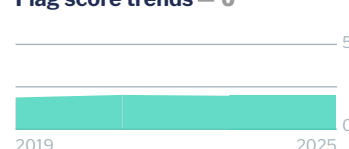
Coastal score trends — 0




Port score trends — 0



Flag score trends — 0



General score trends — 0



Note: Higher scores closer to 5, and ranks closer to 1, indicate worse/poor performance. Green or red arrows show change in 2025 compared to 2023

Coastal score 2.75 — 0

Coastal score by vulnerability 4.00 — 0

Related Indicators

	2025	2023	2023-2025 change	2021
Size of EEZ	5.0	5.0	— 0	5.0
Agreement over all maritime boundaries	1.0*	1.0	— 0	1.0
Dependency on fish for protein	3.0	3.0	— 0	4.0
Authorise foreign vessels to operate in EEZ	5.0*	5.0	— 0	5.0

* indicates that scores from an older version of the Index have been used due to 2025 data not being available.

Coastal score by prevalence 2.20 — 0

Has MSC-certified fisheries	4.0	4.0	— 0	4.0
Views of MCS practitioners on coastal compliance incidents	1.0	1.0	— 0	3.0

Coastal score by response 1.80 — 0

Coastal State is contracting party or cooperating non-contracting party to all relevant RFMOs	3.0	3.0	— 0	3.0
Operate a national VMS/FMC centre	1.0*	1.0	— 0	1.0

* indicates that scores from an older version of the Index have been used due to 2025 data not being available.


Flag score **2.00** – 0


Flag score by vulnerability **2.00** – 0

Related Indicators	2025	2023	2023-2025 change	2021
Distant water vessels on RFMO RAVs	3.0	3.0	– 0	3.0
Distant water vessels under several RFMOs	1.0	1.0	– 0	1.0

Flag score by prevalence **1.67** – 0

Vessels on IUU lists	2.0	2.0	– 0	3.0
View of fisheries observers on flag state compliance incidents	2.0	2.0	– 0	1.0
Views of MCS practitioners on flag state compliance incidents	1.0	1.0	– 0	1.0

Flag score by response **2.33** – 0

Accepted FAO Compliance Agreement	5.0	5.0	– 0	5.0
Registered vessels with foreign or unknown ownership 	1.0	1.0	– 0	2.0
Provision of vessel data for inclusion in Global Record	5.0	5.0	– 0	5.0
Compliance with RFMO flag state obligations	1.0	1.0	– 0	1.0
Flag State is contracting party or cooperating non-contracting party to all relevant RFMOs	1.0	1.0	– 0	1.0

 Indicator “Authorised vessel data provided to FAO HSVAR” used in 2019 was changed to “Registered vessels with foreign or unknown ownership” from 2021.

Port score **2.17** – 0

Port score by vulnerability **4.00** – 0

Related Indicators	2025	2023	2023-2025 change	2021
Number of fishing ports	3.0*	3.0	– 0	3.0
Port visits by foreign fishing or carrier vessels	5.0*	5.0	– 0	5.0

Port score by prevalence **2.50** – 0

Views of MCS practitioners on port compliance incidents	2.0	2.0	– 0	1.0
View of fisheries observers on port compliance incidents	3.0	3.0	– 0	1.0

* Indicates that scores from an older version of the Index have been used due to 2025 data not being available.

**Port score by response** **1.00** — 0

Related Indicators

Party to the PSMA

2025

1.0

2023

1.0

2023-2025
change

— 0

2021

1.0

Designated ports specified for entry by foreign vessels

1.0*

1.0

— 0

1.0

Compliance with RFMO port state obligations

1.0

1.0

— 0

1.0

* indicates that scores from an older version of the Index have been used due to 2025 data not being available.

General score **1.90** — 0**General score by vulnerability** **2.33** ▲ 0.11

Related Indicators

Trade balance for fisheries products

2025

3.0

2023

2.0

2019-2021
change

▲ 1.0

2021

3.0

Share of global imports

1.0

1.0

— 0

1.0

Perception of levels of corruption

3.0

3.0

— 0

not available

Gross national income per capita

3.0

3.0

— 0

3.0

Volume of catches

1.0

1.0

— 0

1.0

General score by prevalence **1.43** ▲ 0.43

Carded' under the EU IUU Regulation

1.0

1.0

— 0

1.0

Identified' by NOAA for IUU fishing

1.0

1.0

— 0

1.0

Mentions of IUU fishing in media reports

2.0

1.0

▲ 1.0

1.0

General score by response **1.86** ▼ 0.28

Mandatory vessel tracking for commercial seagoing fleet

1.0*

1.0

— 0

1.0

Demand for MSC products

4.0

5.0

▼ 1.0

5.0

Ratification/accession of UNCLOS Convention

1.0

1.0

— 0

1.0

Ratification/accession of UNFSA

1.0

1.0

— 0

1.0

Mentions in media reports to combatting IUU fishing

2.0

3.0

▼ 1.0

2.0

Have a NPOA-IUU

1.0*

1.0

— 0

1.0

Market State is contracting party or cooperating non-contracting party to relevant RFMOs

3.0

3.0

— 0

3.0

* indicates that scores from an older version of the Index have been used due to 2025 data not being available.